



Constant Contact Survey Results

Survey Name: COVID Survey 5-22-20

Response Status: Partial & Completed

Filter: None

6/8/2020 8:27 AM CDT

*What's your type of business?

Answer	0%	100%	Number of Response(s)	Response Ratio
Service			39	43.3 %
Retail			10	11.1 %
Restaurant			4	4.4 %
Manufacturing/Production			12	13.3 %
Non-Profit			21	23.3 %
Healthcare			4	4.4 %
No Response(s)			0	0.0 %
Totals			90	100%

*What is the size of your business?

Answer	0%	100%	Number of Response(s)	Response Ratio
1 to 25 employees			63	70.0 %
26-50 employees			9	10.0 %
51 to 500 employees			15	16.6 %
500 + employees			3	3.3 %
No Response(s)			0	0.0 %
Totals			90	100%

What have you experienced since March? (Check all that apply.)

Answer	0%	100%	Number of Response(s)	Response Ratio
Adjusted to new business model			49	55.6 %
Seen revenues decrease (if yes, see next question)			56	63.6 %
Seen revenue stay the same or increase			26	29.5 %
Laid off employees			18	20.4 %
Closed business temporarily			19	21.5 %
Closed business permanently			0	0.0 %
Have had all or some employees working from home			45	51.1 %
Totals			88	100%





If you've seen revenues decrease, by how much?

Answer	0%	100%	Number of Response(s)	Response Ratio
50% or less			36	40.0 %
More than 50%			23	25.5 %
No Response(s)			31	34.4 %
Totals			90	100%

What are your immediate concerns? (Check all that apply.)

Answer	0%	100%	Number of Response(s)	Response Ratio
Losing sales/revenue			52	58.4 %
Employees' financial welfare			28	31.4 %
Customer traffic			28	31.4 %
Making payroll beyond this pay period			11	12.3 %
Accessing government aid related to COVID-19			7	7.8 %
Losing employees			15	16.8 %
Attracting employees			12	13.4 %
Getting inventory or supplies			21	23.5 %
Future impact to economy			71	79.7 %
Getting employees to return following layoff			8	8.9 %
Other			12	13.4 %
Totals			89	100%




Have you received some form of financial assistance?

Answer	0%	100%	Number of Response(s)	Response Ratio
Government assistance			54	65.0 %
Private assistance (bank)			5	6.0 %
Have not sought			19	22.8 %
Other			6	7.2 %
Totals			83	100%

If you received government financial assistance, what type? (Check all that apply.)

Answer	0%	100%	Number of Response(s)	Response Ratio
PPP Loan			50	84.7 %
EIDL Loan			11	18.6 %
Employee Retention Tax Credit			4	6.7 %
Other			5	8.4 %
Totals			59	100%

Do you expect to need some form of financial aid in the next six months?

Answer	0%	100%	Number of Response(s)	Response Ratio
Yes			11	12.2 %
No			35	38.8 %
Not sure			44	48.8 %
No Response(s)			0	0.0 %
Totals			90	100%

What are your expectations for your business? (Check all that apply.)

Answer	0%	100%	Number of Response(s)	Response Ratio
Expect to have business back on track in the next 90 days			19	21.1 %
Expect it will take 6 months or longer to get back on track			46	51.1 %
May have to close business in the next 90 days			1	1.1 %
COVID-19 has had little or no impact at this point			14	15.5 %
Anticipate a decline in business over next six months			25	27.7 %
Likely will lose employees to layoff or job elimination			10	11.1 %
Other			7	7.7 %
Totals			90	100%

If it was necessary to layoff employees, what percentage of your pre-COVID-19 workforce do you expect to return?

Answer	0%	100%	Number of Response(s)	Response Ratio
0 to 25%			15	16.6 %
26 to 50%			0	0.0 %
51 to 75%			4	4.4 %
76 to 100%			17	18.8 %
No Response(s)			54	60.0 %
Totals			90	100%

How soon do you expect demand for your product or service to return to or near February 2020 levels?

Answer	0%	100%	Number of Response(s)	Response Ratio
0 to 3 months			19	21.1 %
4 to 6 months			12	13.3 %
7 to 9 months			12	13.3 %
10 to 12 months			13	14.4 %
More than a year			13	14.4 %
Demand is up from February and it's expected to continue			17	18.8 %
No Response(s)			4	4.4 %
Totals			90	100%

Are there webinar topics you'd like to see covered or updated?

14 Response(s)

If local regulations allowed, when would you feel comfortable returning to events in person?

Answer	0%	100%	Number of Response(s)	Response Ratio
I'm ready now			33	36.6 %
30 days			12	13.3 %
60 days			3	3.3 %
90 days			7	7.7 %
Unsure			32	35.5 %
No Response(s)			3	3.3 %
Totals			90	100%

What can the Chamber of Commerce do to help your business succeed and thrive?

27 Response(s)